

HINGED SINGLE CABIN DOOR MODEL HI-KD-3

B15/B30 Fire Class
Tested to IMO 754(18)
FTP Code Part 3

EC Type-Examination Certified
CE Marked with the Wheel



STANDARD SPECIFICATION

Doorleaf: 32 - 36 mm thick Fipro or Thermax insulation core, steel edge trim, preparation for lock and handles, reinforced for overhead doorcloser on pull/hinged side.

Frame: Alt. J1. 1,5 mm profiled galvanized steel box frame with counterframe profile to cap bulkhead panel 50 mm. Buffers in lock jamb.

Sill: Rebated profile in stainless steel.

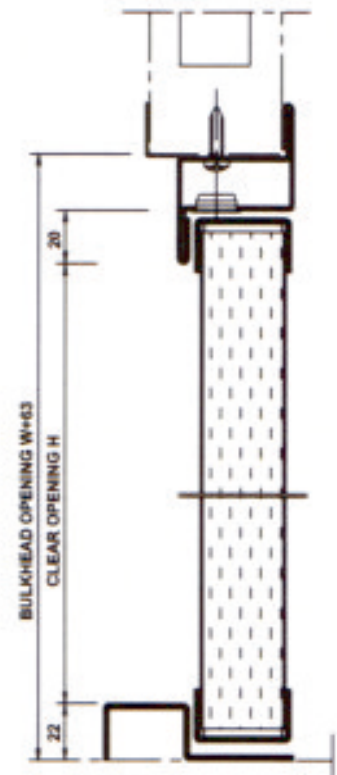
Finish doorleaf: Laminated or PVC steel skins.

Finish doorframe: Finish coated.

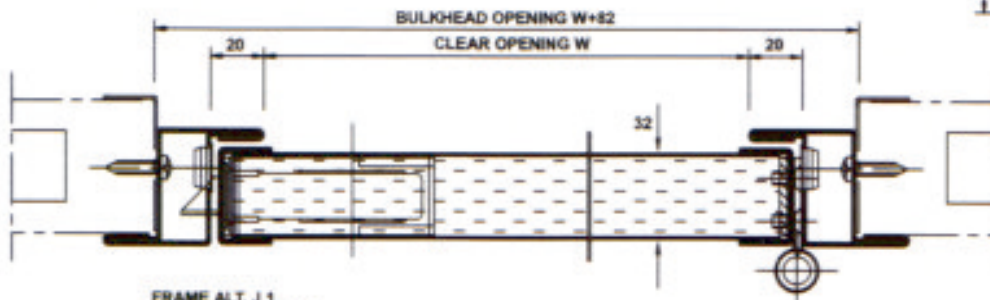
Hardware: 3 stainless steel hinges, lock, lever handles and doorcloser.

Max size: 970 x 1970 mm WxH c/o.

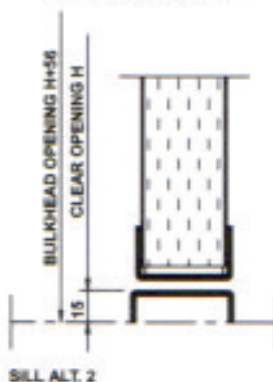
Weight: Door leaf 21 kgs/m²
 Door leaf with frame 33 kgs/m²



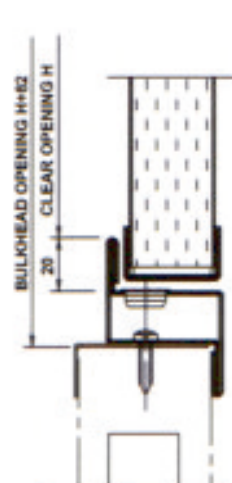
SILL ALT. 1
STANDARD VERSION



FRAME ALT. J 1
BOX FRAME PROFILE



SILL ALT. 2



SPECIAL FACTS

Optional features doorset:
Data sheet MOBH

All dimensions and measurements are subject to final check onboard and updated approval / production drawings